



ADAC Mini Bike 2024

Sorted on best lap time

MiniGP 160

Cheb 1,202 km

1. Freies Training

11.5.2024 08:30

Practice started at 8:41:01

Pos	No.	Name	Club	Nat.	Class	Best Tm	Diff	In Lap	2nd Best
1	23	Claußnitzer Phil	AMC Sachsenring e.V.	DEU	0-160	1:08.619		9	1:09.058
2	5	Säuberlich Ole	ADAC HTH / AMC Sari e.V.	DEU	0-160	1:08.979	0.360	9	1:09.567
3	41	Lorenz Fillin	AMC Sachsenring e.V.	DEU	0-160	1:11.031	2.412	12	1:11.175
4	14	Hinkelmann Danny	AMC Sachsenring e.V.	DEU	0-160	1:11.606	2.987	8	1:12.799
5	91	Immanuel Jaden	AMC Ettlingen e.V.	IND	0-160	1:12.942	4.323	12	1:12.988
6	69	Feenstra Douwe	-	NLD	0-160	1:15.651	7.032	10	1:15.694
7	96	Langer Collin	AMC Sachsenring e.V.	DEU	0-160	1:16.087	7.468	5	1:16.326
8	76	Glowatz David	AMC Ettlingen e.V.	DEU	0-160	1:18.056	9.437	8	1:18.104
9	64	Diolosa Luca Alfredo	ADAC Hessen-Thüringen e.V.	DEU	0-160	1:19.096	0.477	11	1:19.212
10	10	Reinhold Alessandro	AMC Sachsenring e.V.	DEU	0-160	1:30.016	1.397	2	1:30.644
11	63	Rapp Rafael	-	DEU	0-160	1:43.631	5.012	4	1:45.506
Not classified									
DNS	54	Jentsch Lenny Valentino	JentschBrosRacing	DEU	0-160			0	
DNS	84	Weiß Nico	ADAC Berlin Brandenburg e.V.	DEU	0-160			0	

Orbits

Race Director: Enrico DIETZ

Chief of Timekeepers: Ales JAKOUBI

Printed: 11.5.2024 9:53:56





ADAC Mini Bike 2024

Sorted on best lap time

MiniGP 160

Cheb 1,202 km

2. Freies Training

11.5.2024 09:45

Practice started at 9:52:21

Pos	No.	Name	Club	Nat.	Class	Best Tm	Diff	In Lap	2nd Best
1	14	Hinkelmann Danny	AMC Sachsenring e.V.	DEU	0-160	1:02.428		11	1:02.638
2	5	Säuberlich Ole	ADAC HTH / AMC Sari e.V.	DEU	0-160	1:03.226	0.798	12	1:03.287
3	41	Lorenz Fillin	AMC Sachsenring e.V.	DEU	0-160	1:03.270	0.842	13	1:03.393
4	96	Langer Collin	AMC Sachsenring e.V.	DEU	0-160	1:03.843	1.415	7	1:03.849
5	54	Jentsch Lenny Valentino	JentschBrosRacing	DEU	0-160	1:04.291	1.863	12	1:04.431
6	64	Diolosa Luca Alfredo	ADAC Hessen-Thüringen e.V.	DEU	0-160	1:04.530	2.102	10	1:05.017
7	23	Claußnitzer Phil	AMC Sachsenring e.V.	DEU	0-160	1:04.793	2.365	12	1:04.799
8	76	Glowatz David	AMC Ettlingen e.V.	DEU	0-160	1:04.894	2.466	13	1:05.422
9	91	Immanuel Jaden	AMC Ettlingen e.V.	IND	0-160	1:04.960	2.532	12	1:05.001
10	84	Weiß Nico	ADAC Berlin Brandenburg e.V.	DEU	0-160	1:06.102	3.674	10	1:06.532
11	69	Feenstra Douwe	-	NLD	0-160	1:06.616	4.188	12	1:06.866
12	10	Reinhold Alessandro	AMC Sachsenring e.V.	DEU	0-160	1:20.918	8.490	3	1:21.635
13	63	Rapp Rafael	-	DEU	0-160	1:33.826	1.398	7	1:38.929

Orbits

Race Director: Enrico DIETZ

Chief of Timekeepers: Ales JAKOUBI

Printed: 11.5.2024 10:09:31





ADAC Mini Bike 2024

Sorted on best lap time

MiniGP 160

Cheb 1,202 km

1. Zeittraining

11.5.2024 11:00

Qualifying (15:00 Time) started at 11:07:20

Pos	No.	Name	Club	Nat.	Class	Best Tm	Diff	In Lap	2nd Best
1	14	Hinkelmann Danny	AMC Sachsenring e.V.	DEU	0-160	1:01.462		7	1:01.540
2	5	Säuberlich Ole	ADAC HTH / AMC Sari e.V.	DEU	0-160	1:02.020	0.558	12	1:02.160
3	96	Langer Collin	AMC Sachsenring e.V.	DEU	0-160	1:02.342	0.880	9	1:02.439
4	41	Lorenz Fillin	AMC Sachsenring e.V.	DEU	0-160	1:02.581	1.119	3	1:03.928
5	84	Weiß Nico	ADAC Berlin Brandenburg e.V.	DEU	0-160	1:02.765	1.303	13	1:03.376
6	54	Jentsch Lenny Valentino	JentschBrosRacing	DEU	0-160	1:02.863	1.401	3	1:02.876
7	76	Glowatz David	AMC Ettlingen e.V.	DEU	0-160	1:03.073	1.611	11	1:03.115
8	64	Diolosa Luca Alfredo	ADAC Hessen-Thüringen e.V.	DEU	0-160	1:03.084	1.622	12	1:03.214
9	23	Claußnitzer Phil	AMC Sachsenring e.V.	DEU	0-160	1:03.436	1.974	14	1:03.495
10	91	Immanuel Jaden	AMC Ettlingen e.V.	IND	0-160	1:04.102	2.640	9	1:04.187
11	69	Feenstra Douwe	-	NLD	0-160	1:05.497	4.035	13	1:05.536
Not classified (110% = 1:07.608)									
	10	Reinhold Alessandro	AMC Sachsenring e.V.	DEU	0-160	1:11.569	0.107	11	1:12.061
	63	Rapp Rafael	-	DEU	0-160	1:27.670	6.208	10	1:30.293

Orbits

Race Director: Enrico DIETZ

Chief of Timekeepers: Ales JAKOUBI

Printed: 11.5.2024 11:23:59





ADAC Mini Bike 2024

MiniGP 160

Cheb 1,202 km

1. Zeittraining

11.5.2024 11:00

Qualifying (15:00 Time) started at 11:07:20

Lap	Lap Tm	Diff	Time of Day
(14) Hinkelmann Danny			
1	1:08.510	+7.048	11:09:25.154
2	1:02.992	+1.530	11:10:28.146
3	1:02.472	+1.010	11:11:30.618
4	1:02.758	+1.296	11:12:33.376
5	1:04.663	+3.201	11:13:38.039
6	1:02.608	+1.146	11:14:40.647
7	1:01.462		11:15:42.109
8	1:01.655	+0.193	11:16:43.764
9	1:02.672	+1.210	11:17:46.436
10	1:01.974	+0.512	11:18:48.410
11	1:01.823	+0.361	11:19:50.233
12	1:03.681	+2.219	11:20:53.914
13	1:03.080	+1.618	11:21:56.994
14	1:01.540	+0.078	11:22:58.534

Lap	Lap Tm	Diff	Time of Day
(5) Säuberlich Ole			
1	1:13.900	+11.880	11:08:41.139
2	1:03.118	+1.098	11:09:44.257
3	1:02.246	+0.226	11:10:46.503
4	1:26.470	+24.450	11:12:12.973
5	1:08.576	+6.556	11:13:21.549
6	1:02.391	+0.371	11:14:23.940
7	1:46.021	+44.001	11:16:09.961
8	1:10.023	+8.003	11:17:19.984
9	1:02.208	+0.188	11:18:22.192
10	1:02.160	+0.140	11:19:24.352
11	1:02.242	+0.222	11:20:26.594
12	1:02.020		11:21:28.614
13	1:02.204	+0.184	11:22:30.818

Lap	Lap Tm	Diff	Time of Day
(96) Langer Colin			
1	1:08.928	+6.586	11:09:26.207
2	1:03.777	+1.435	11:10:29.984
3	1:03.183	+0.841	11:11:33.167
4	1:03.120	+0.778	11:12:36.287
5	1:05.577	+3.235	11:13:41.864
6	1:03.392	+1.050	11:14:45.256
7	1:15.935	+13.593	11:16:01.191
8	1:11.802	+9.460	11:17:12.993
9	1:02.342		11:18:15.335
10	1:03.206	+0.864	11:19:18.541
11	1:02.439	+0.097	11:20:20.980
12	1:02.872	+0.530	11:21:23.852
13	1:02.736	+0.394	11:22:26.588

Lap	Lap Tm	Diff	Time of Day
(41) Lorenz Fillin			
1	1:16.797	+14.216	11:08:48.700
2	1:03.928	+1.347	11:09:52.628
3	1:02.581		11:10:55.209

Lap	Lap Tm	Diff	Time of Day
(84) Weiße Nico			
1	1:16.943	+14.178	11:08:49.862
2	1:04.579	+1.814	11:09:54.441
3	1:03.740	+0.975	11:10:58.181
4	1:03.931	+1.166	11:12:02.112
5	1:04.483	+1.718	11:13:06.595
6	1:35.788	+33.023	11:14:42.383
7	1:17.140	+14.375	11:15:59.523
8	1:03.927	+1.162	11:17:03.450
9	1:04.783	+2.018	11:18:08.233
10	1:28.769	+26.004	11:19:37.002
11	1:20.950	+18.185	11:20:57.952
12	1:03.376	+0.611	11:22:01.328
13	1:02.765		11:23:04.093

Lap	Lap Tm	Diff	Time of Day
(54) Jentsch Lenny Valentino			
1	1:11.580	+8.717	11:08:39.374
2	1:03.419	+0.556	11:09:42.793
3	1:02.863		11:10:45.656
4	1:17.402	+14.539	11:12:03.058
5	1:10.627	+7.764	11:13:13.685
6	1:02.876	+0.013	11:14:16.561
7	1:02.880	+0.017	11:15:19.441

Lap	Lap Tm	Diff	Time of Day
(76) Glowatz David			
1	1:12.416	+9.343	11:08:33.223
2	1:04.811	+1.738	11:09:38.034
3	1:04.285	+1.212	11:10:42.319
4	1:04.611	+1.538	11:11:46.930
5	1:04.677	+1.604	11:12:51.607
6	1:04.118	+1.045	11:13:55.725
7	1:04.144	+1.071	11:14:59.869
8	1:04.282	+1.209	11:16:04.151
9	1:04.439	+1.366	11:17:08.590
10	1:03.770	+0.697	11:18:12.360
11	1:03.073		11:19:15.433
12	1:04.933	+1.860	11:20:20.366
13	1:03.115	+0.042	11:21:23.481
14	1:03.518	+0.445	11:22:26.999

Lap	Lap Tm	Diff	Time of Day
(64) Diolosa Luca Alfredo			
1	1:11.114	+8.030	11:09:19.988
2	1:04.883	+1.799	11:10:24.871
3	1:06.884	+3.800	11:11:31.755
4	1:04.142	+1.058	11:12:35.897
5	1:05.270	+2.186	11:13:41.167
6	1:03.862	+0.778	11:14:45.029
7	1:03.445	+0.361	11:15:48.474
8	1:59.287	+56.203	11:17:47.761
9	1:31.492	+28.408	11:19:19.253
10	1:03.288	+0.204	11:20:22.541
11	1:03.214	+0.130	11:21:25.755
12	1:03.084		11:22:28.839

Lap	Lap Tm	Diff	Time of Day
(23) Claufsnitzer Phil			
1	1:13.331	+9.895	11:08:42.662
2	1:04.742	+1.306	11:09:47.404
3	1:04.214	+0.778	11:10:51.618
4	1:04.134	+0.698	11:11:55.752
5	1:05.229	+1.793	11:13:00.981
6	1:03.647	+0.211	11:14:04.628
7	1:19.498	+16.062	11:15:24.126
8	1:13.298	+9.862	11:16:37.424
9	1:04.837	+1.401	11:17:42.261
10	1:04.828	+1.392	11:18:47.089
11	1:04.054	+0.618	11:19:51.143
12	1:04.621	+1.185	11:20:55.764
13	1:03.495	+0.059	11:21:59.259
14	1:03.436		11:23:02.695

Lap	Lap Tm	Diff	Time of Day
(91) Immanuel Jaden			
1	1:15.173	+11.071	11:08:45.237
2	1:05.411	+1.309	11:09:50.648
3	1:05.042	+0.940	11:10:55.690
4	1:05.230	+1.128	11:12:00.920
5	1:04.912	+0.810	11:13:05.832
6	1:04.401	+0.299	11:14:10.233
7	2:18.638	+1:14.536	11:16:28.871
8	1:17.398	+13.296	11:17:46.269
9	1:04.102		11:18:50.371

Lap	Lap Tm	Diff	Time of Day
10	1:04.187	+0.085	11:19:54.558
11	1:53.257	+49.155	11:21:47.815
12	1:09.224	+5.122	11:22:57.039
(69) Feenstra Douwe			
1	1:29.141	+23.644	11:08:55.497
2	1:19.417	+13.920	11:10:14.914
3	1:11.194	+5.697	11:11:26.108
4	1:08.527	+3.030	11:12:34.635
5	1:09.030	+3.533	11:13:43.665
6	1:06.335	+0.838	11:14:50.000
7	1:06.044	+0.547	11:15:56.044
8	1:06.253	+0.756	11:17:02.297
9	1:05.629	+0.132	11:18:07.926
10	1:06.085	+0.588	11:19:14.011
11	1:06.104	+0.607	11:20:20.115
12	1:05.536	+0.039	11:21:25.651
13	1:05.497		11:22:31.148

Lap	Lap Tm	Diff	Time of Day
(10) Reinhold Alessandro			
1	1:22.754	+11.185	11:08:48.231
2	1:14.792	+3.223	11:10:03.023
3	1:14.467	+2.898	11:11:17.490
4	1:14.194	+2.625	11:12:31.684
5	1:13.676	+2.107	11:13:45.360
6	1:13.643	+2.074	11:14:59.003
7	1:12.808	+1.239	11:16:11.811
8	1:12.549	+0.980	11:17:24.360
9	1:12.061	+0.492	11:18:36.421
10	1:12.273	+0.704	11:19:48.694
11	1:11.569		11:21:00.263
12	1:13.278	+1.709	11:22:13.541
13	1:13.235	+1.666	11:23:26.776

Lap	Lap Tm	Diff	Time of Day
(63) Rapp Rafael			
1	1:32.151	+4.481	11:08:52.434
2	1:31.021	+3.351	11:10:23.455
3	1:32.374	+4.704	11:11:55.829
4	1:35.753	+8.083	11:13:31.582
5	1:30.293	+2.623	11:15:01.875
6	2:29.871	+1:02.201	11:17:31.746
7	1:32.137	+4.467	11:19:03.883
8	1:37.576	+9.906	11:20:41.459
9	1:31.968	+4.298	11:22:13.427
10	1:27.670		11:23:41.097

Orbits

Race Director: Enrico DIETZ

Chief of Timekeepers: Ales JAKOUBI

Printed: 11.5.2024 12:31:12





ADAC Mini Bike 2024

Sorted on best lap time

MiniGP 160

Cheb 1,202 km

2. Zeittraining

11.5.2024 12:15

Qualifying started at 12:22:13

Pos	No.	Name	Club	Nat.	Class	Best Tm	Diff	In Lap	2nd Best
1	5	Säuberlich Ole	ADAC HTH / AMC Sari e.V.	DEU	0-160	1:01.657		11	1:01.807
2	96	Langer Collin	AMC Sachsenring e.V.	DEU	0-160	1:01.914	0.257	7	1:02.337
3	54	Jentsch Lenny Valentino	JentschBrosRacing	DEU	0-160	1:02.305	0.648	13	1:02.536
4	64	Diolosa Luca Alfredo	ADAC Hessen-Thüringen e.V.	DEU	0-160	1:02.430	0.773	11	1:02.499
5	41	Lorenz Fillin	AMC Sachsenring e.V.	DEU	0-160	1:02.517	0.860	6	1:02.524
6	84	Weißer Nico	ADAC Berlin Brandenburg e.V.	DEU	0-160	1:02.649	0.992	13	1:02.836
7	23	Claußnitzer Phil	AMC Sachsenring e.V.	DEU	0-160	1:02.899	1.242	10	1:02.913
8	76	Glowatz David	AMC Ettlingen e.V.	DEU	0-160	1:02.982	1.325	8	1:03.029
9	91	Immanuel Jaden	AMC Ettlingen e.V.	IND	0-160	1:03.378	1.721	6	1:03.576
10	69	Feenstra Douwe	-	NLD	0-160	1:05.172	3.515	5	1:05.181
Not classified (110% = 1:07.822)									
	10	Reinhold Alessandro	AMC Sachsenring e.V.	DEU	0-160	1:09.477	7.820	12	1:09.700
	63	Rapp Rafael	-	DEU	0-160	1:28.578	6.921	8	1:30.309
	14	Hinkelmann Danny	AMC Sachsenring e.V.	DEU	0-160	1:59.942	8.285	1	

Orbits

Race Director: Enrico DIETZ

Chief of Timekeepers: Ales JAKOUBI

Printed: 11.5.2024 12:45:40





ADAC Mini Bike 2024


MiniGP 160

Cheb 1,202 km

2. Zeittraining

11.5.2024 12:15

Qualifying started at 12:22:13



Lap	Lap Tm	Diff	Time of Day
(5) Säuberlich Ole			
1	1:15.098	+13.441	12:23:41.374
2	1:06.349	+4.692	12:24:47.723
3	1:03.984	+2.327	12:25:51.707
4	1:12.701	+11.044	12:27:04.408
5	1:12.125	+10.468	12:28:16.533
6	1:02.612	+0.955	12:29:19.145
7	1:02.173	+0.516	12:30:21.318
8	1:02.976	+1.319	12:31:24.294
9	1:01.895	+0.238	12:32:26.189
10	1:01.931	+0.274	12:33:28.120
11	1:01.657		12:34:29.777
12	1:02.190	+0.533	12:35:31.967
13	1:02.851	+1.194	12:36:34.818
14	1:01.807	+0.150	12:37:36.625
(96) Langer Colin			
1	1:29.648	+27.734	12:24:09.147
2	1:10.202	+8.288	12:25:19.349
3	1:03.504	+1.590	12:26:22.853
4	1:03.031	+1.117	12:27:25.884
5	1:02.946	+1.032	12:28:28.830
6	1:03.779	+1.865	12:29:32.609
7	1:01.914		12:30:34.523
8	1:02.935	+1.021	12:31:37.458
9	1:03.207	+1.293	12:32:40.665
10	1:03.341	+1.427	12:33:44.006
11	1:02.337	+0.423	12:34:46.343
12	1:02.633	+0.719	12:35:48.976
13	1:03.057	+1.143	12:36:52.033
14	1:03.162	+1.248	12:37:55.195
(54) Jentsch Lenny Valentino			
1	1:20.652	+18.347	12:23:43.992
2	1:09.163	+6.858	12:24:53.155
3	1:05.624	+3.319	12:25:58.779
4	1:13.301	+10.996	12:27:12.080
5	1:10.367	+8.062	12:28:22.447
6	1:02.948	+0.643	12:29:25.395
7	1:02.536	+0.231	12:30:27.931
8	1:02.873	+0.568	12:31:30.804
9	1:02.818	+0.513	12:32:33.622
10	1:02.649	+0.344	12:33:36.271
11	1:31.374	+29.069	12:35:07.645
12	1:13.821	+11.516	12:36:21.466
13	1:02.305		12:37:23.771
(64) Diolosa Luca Alfredo			
1	1:29.680	+27.250	12:24:09.645
2	1:10.102	+7.672	12:25:19.747
3	1:03.364	+0.934	12:26:23.111
4	1:03.280	+0.850	12:27:26.391
5	1:02.976	+0.546	12:28:29.367
6	1:04.123	+1.693	12:29:33.490
7	1:02.629	+0.199	12:30:36.119
8	1:02.710	+0.280	12:31:38.829
9	1:02.989	+0.559	12:32:41.818
10	1:02.499	+0.069	12:33:44.317
11	1:02.430		12:34:46.747
12	1:02.958	+0.528	12:35:49.705
13	1:03.539	+1.109	12:36:53.244
14	1:02.880	+0.450	12:37:56.124
(41) Lorenz Fillin			
1	1:12.855	+10.338	12:25:49.093

Lap	Lap Tm	Diff	Time of Day
2	1:04.063	+1.546	12:26:53.156
3	1:03.393	+0.876	12:27:56.549
4	1:03.564	+1.047	12:29:00.113
5	1:02.813	+0.296	12:30:02.926
6	1:02.517		12:31:05.443
7	1:02.546	+0.029	12:32:07.989
8	1:02.524	+0.007	12:33:10.513
9	1:03.230	+0.713	12:34:13.743
10	1:03.048	+0.531	12:35:16.791
11	1:02.586	+0.069	12:36:19.377
12	1:02.869	+0.352	12:37:22.246
(84) Weiße Nico			
1	1:14.935	+12.286	12:23:43.974
2	1:05.901	+3.252	12:24:49.875
3	1:03.537	+0.888	12:25:53.412
4	1:04.413	+1.764	12:26:57.825
5	1:02.937	+0.288	12:28:00.762
6	1:03.175	+0.526	12:29:03.937
7	1:04.144	+1.495	12:30:08.081
8	1:03.867	+1.218	12:31:11.948
9	1:40.528	+37.879	12:32:52.476
10	1:23.791	+21.142	12:34:16.267
11	1:04.464	+1.815	12:35:20.731
12	1:02.836	+0.187	12:36:23.567
13	1:02.649		12:37:26.216
(23) Claußnitzer Phil			
1	1:12.063	+9.164	12:23:45.228
2	1:06.721	+3.822	12:24:51.949
3	1:04.902	+2.003	12:25:56.851
4	1:03.669	+0.770	12:27:00.520
5	1:03.161	+0.262	12:28:03.681
6	1:03.179	+0.280	12:29:06.860
7	1:02.913	+0.014	12:30:09.773
8	1:02.926	+0.027	12:31:12.699
9	1:04.915	+2.016	12:32:17.614
10	1:02.899		12:33:20.513
11	1:15.539	+12.640	12:34:36.052
12	1:11.097	+8.198	12:35:47.149
13	1:04.654	+1.755	12:36:51.803
14	1:02.966	+0.067	12:37:54.769
(76) Glowatz David			
1	1:10.323	+7.341	12:23:30.686
2	1:04.343	+1.361	12:24:35.029
3	1:03.682	+0.700	12:25:38.711
4	1:04.344	+1.362	12:26:43.055
5	1:03.548	+0.566	12:27:46.603
6	1:03.423	+0.441	12:28:50.026
7	1:03.617	+0.635	12:29:53.643
8	1:02.982		12:30:56.625
9	1:03.029	+0.047	12:31:59.654
10	1:03.792	+0.810	12:33:03.446
11	1:03.871	+0.889	12:34:07.317
12	1:03.491	+0.509	12:35:10.808
13	1:03.120	+0.138	12:36:13.928
14	1:04.096	+1.114	12:37:18.024
(91) Immanuel Jaden			
1	1:14.705	+11.327	12:25:49.562
2	1:04.047	+0.669	12:26:53.609
3	1:03.602	+0.224	12:27:57.211
4	1:03.576	+0.198	12:29:00.787
5	1:04.187	+0.809	12:30:04.974
6	1:03.378		12:31:08.352

Lap	Lap Tm	Diff	Time of Day
7	1:03.594	+0.216	12:32:11.946
8	1:03.823	+0.445	12:33:15.769
9	1:18.550	+15.172	12:34:34.319
10	1:15.214	+11.836	12:35:49.533
11	1:04.854	+1.476	12:36:54.387
(69) Feenstra Douwe			
1	1:13.011	+7.839	12:23:32.906
2	1:06.772	+1.600	12:24:39.678
3	1:05.181	+0.009	12:25:44.859
4	1:05.224	+0.052	12:26:50.083
5	1:05.172		12:27:55.255
6	3:40.438	+2:35.266	12:31:35.693
7	2:17.863	+1:12.691	12:33:53.556
8	1:12.711	+7.539	12:35:06.271
9	1:06.961	+1.789	12:36:13.228
10	1:06.969	+1.797	12:37:20.197
(10) Reinhold Alessandro			
1	1:17.254	+7.777	12:23:39.230
2	1:12.474	+2.997	12:24:51.704
3	1:11.532	+2.055	12:26:03.236
4	1:11.036	+1.559	12:27:14.272
5	1:10.919	+1.442	12:28:25.191
6	1:10.730	+1.253	12:29:35.921
7	1:10.262	+0.785	12:30:46.183
8	1:10.094	+0.617	12:31:56.277
9	1:09.863	+0.386	12:33:06.140
10	1:09.731	+0.254	12:34:15.871
11	1:10.002	+0.525	12:35:25.873
12	1:09.477		12:36:35.350
13	1:09.700	+0.223	12:37:45.050
(63) Rapp Rafael			
1	1:37.130	+8.552	12:23:56.595
2	1:33.328	+4.750	12:25:29.923
3	1:31.134	+2.556	12:27:01.057
4	1:30.309	+1.731	12:28:31.366
5	1:33.954	+5.376	12:30:05.320
6	2:21.872	+53.294	12:32:27.192
7	1:39.953	+11.375	12:34:07.145
8	1:28.578		12:35:35.723
9	1:31.523	+2.945	12:37:07.246
(14) Hinkelmann Danny			
1	1:59.942		12:24:38.961

Orbits

Race Director: Enrico DIETZ

Chief of Timekeepers: Ales JAKOUBI

Printed: 11.5.2024 12:46:59






ADAC Mini Bike 2024

MiniGP 160

Cheb 1,202 km

Gesamtzeittraining



Pos	No.	Name	Nat.	Class	Overall BestTm	R1. Best Tm	R2. Best Tm
1	14	Hinkelmann Danny	DEU	O-160	1:01.462	1:01.462	1:59.942
2	5	Säuberlich Ole	DEU	O-160	1:01.657	1:02.020	1:01.657
3	96	Langer Collin	DEU	O-160	1:01.914	1:02.342	1:01.914
4	54	Jentsch Lenny Valentino	DEU	O-160	1:02.305	1:02.863	1:02.305
5	64	Diolosa Luca Alfredo	DEU	O-160	1:02.430	1:03.084	1:02.430
6	41	Lorenz Fillin	DEU	O-160	1:02.517	1:02.581	1:02.517
7	84	Weißer Nico	DEU	O-160	1:02.649	1:02.765	1:02.649
8	23	Claußnitzer Phil	DEU	O-160	1:02.899	1:03.436	1:02.899
9	76	Glowatz David	DEU	O-160	1:02.982	1:03.073	1:02.982
10	91	Immanuel Jaden	IND	O-160	1:03.378	1:04.102	1:03.378
11	69	Feenstra Douwe	NLD	O-160	1:05.172	1:05.497	1:05.172
Not classified (110% = 1:07.608)							
12	10	Reinhold Alessandro	DEU	O-160	1:09.477	1:11.569	1:09.477
13	63	Rapp Rafael	DEU	O-160	1:27.670	1:27.670	1:28.578

Orbits

Race Director: Enrico DIETZ

Chief of Timekeepers: Ales JAKOUBI

Printed: 11.5.2024 12:40:24





ADAC Mini Bike 2024


MiniGP 160

Cheb 1,202 km

1. Finale

11.5.2024 14:35

Race (13 Laps)



4

1:03.378
91 Immanuel Jaden
10

1:05.172
69 Feenstra Douwe
11

3

1:02.649
84 Weiße Nico
7

1:02.899
23 Claußnitzer Phil
8

1:02.982
76 Glowatz David
9

2

1:02.305
54 Jentsch Lenny Valentino
4

1:02.430
64 Diolosa Luca Alfredo
5

1:02.517
41 Lorenz Fillin
6


1

1:01.462
14 Hinkelmann Danny
1

1:01.657
5 Säuberlich Ole
2

1:01.914
96 Langer Collin
3

POLE POSITION



Orbits

Race Director: Enrico DIETZ

Chief of Timekeepers: Ales JAKOUBI

Printed: 11.5.2024 12:41:11





ADAC Mini Bike 2024


MiniGP 160

Cheb 1,202 km

2. Finale

11.5.2024 16:35

Race (13 Laps)



4

1:03.378
91 Immanuel Jaden
10

1:05.172
69 Feenstra Douwe
11

3

1:02.649
84 Weiße Nico
7

1:02.899
23 Claußnitzer Phil
8

1:02.982
76 Glowatz David
9

2

1:02.305
54 Jentsch Lenny Valentino
4

1:02.430
64 Diolosa Luca Alfredo
5

1:02.517
41 Lorenz Fillin
6


1

1:01.462
14 Hinkelmann Danny
1

1:01.657
5 Säuberlich Ole
2

1:01.914
96 Langer Collin
3

POLE POSITION



Orbits

Race Director: Enrico DIETZ

Chief of Timekeepers: Ales JAKOUBI

Printed: 11.5.2024 12:41:41





ADAC Mini Bike 2024

Sorted on Laps

MiniGP 160

Cheb 1,202 km

1. Finale

11.5.2024 14:35

Race (13 Laps) started at 14:43:15

Pos	No.	Name	Club	Class	Laps	Diff	Total Tm	Best Tm	Points
1	5	Säuberlich Ole	ADAC HTH / AMC Sari e.V.	0-160	13		13:21.234	1:00.999	25
2	14	Hinkelmann Danny	AMC Sachsenring e.V.	0-160	13	0.545	13:21.779	1:00.968	20
3	41	Lorenz Fillin	AMC Sachsenring e.V.	0-160	13	16.539	13:37.773	1:01.891	16
4	96	Langer Collin	AMC Sachsenring e.V.	0-160	13	18.625	13:39.859	1:01.753	13
5	64	Diolosa Luca Alfredo	ADAC Hessen-Thüringen e.V.	0-160	13	19.077	13:40.311	1:02.278	11
6	54	Jentsch Lenny Valentino	JentschBrosRacing	0-160	13	19.170	13:40.404	1:01.971	10
7	23	Claußnitzer Phil	AMC Sachsenring e.V.	0-160	13	22.529	13:43.763	1:02.281	9
8	84	Weißer Nico	ADAC Berlin Brandenburg e.V.	0-160	13	28.333	13:49.567	1:02.775	8
9	76	Glowatz David	AMC Ettlingen e.V.	0-160	13	28.592	13:49.826	1:02.377	7
10	91	Immanuel Jaden	AMC Ettlingen e.V.	0-160	13	52.212	14:13.446	1:04.213	6
11	69	Feenstra Douwe	-	0-160	13	52.877	14:14.111	1:04.689	5

Margin of Victory

Avg. Speed

Best Lap Tm

Best Speed

Best Lap by

0.545

70,209

1:00.968

70,975

14 - Hinkelmann Danny

Orbits

Race Director: Enrico DIETZ

Chief of Timekeepers: Ales JAKOUBI

Printed: 11.5.2024 15:00:14



ADAC Mini Bike 2024

MiniGP 160

Cheb 1,202 km

1. Finale

11.5.2024 14:35

Race (13 Laps) started at 14:43:15

Lap	Lap Tm	Diff	Time of Day	Lap	Lap Tm	Diff	Time of Day	Lap	Lap Tm	Diff	Time of Day
(5) Säuberlich Ole				5	1:02.909	+0.631	14:48:35.018	11	1:02.778	+0.401	14:54:58.161
1			14:44:20.038	6	1:02.996	+0.718	14:49:38.014	12	1:02.992	+0.615	14:56:01.153
2	1:02.743	+1.744	14:45:22.781	7	1:02.896	+0.618	14:50:40.910	13	1:04.189	+1.812	14:57:05.342
3	1:01.823	+0.824	14:46:24.604	8	1:02.305	+0.027	14:51:43.215	(91) Immanuel Jaden			
4	1:01.557	+0.558	14:47:26.161	9	1:02.278		14:52:45.493	1			14:44:29.059
5	1:01.410	+0.411	14:48:27.571	10	1:02.533	+0.255	14:53:48.026	2	1:04.910	+0.697	14:45:33.969
6	1:01.391	+0.392	14:49:28.962	11	1:02.388	+0.110	14:54:50.414	3	1:05.325	+1.112	14:46:39.294
7	1:01.104	+0.105	14:50:30.066	12	1:02.745	+0.467	14:55:53.159	4	1:05.164	+0.951	14:47:44.458
8	1:00.999		14:51:31.065	13	1:02.668	+0.390	14:56:55.827	5	1:05.011	+0.798	14:48:49.469
9	1:01.072	+0.073	14:52:32.137	(54) Jentsch Lenny Valentino				6	1:04.976	+0.763	14:49:54.445
10	1:01.166	+0.167	14:53:33.303	1			14:44:26.920	7	1:05.245	+1.032	14:50:59.690
11	1:01.048	+0.049	14:54:34.351	2	1:03.027	+1.056	14:45:29.947	8	1:05.400	+1.187	14:52:05.090
12	1:01.136	+0.137	14:55:35.487	3	1:02.717	+0.746	14:46:32.664	9	1:04.213		14:53:09.303
13	1:01.263	+0.264	14:56:36.750	4	1:02.149	+0.178	14:47:34.813	10	1:04.421	+0.208	14:54:13.724
(14) Hinkelmann Danny				5	1:02.005	+0.034	14:48:36.818	11	1:04.945	+0.732	14:55:18.669
1			14:44:20.338	6	1:02.127	+0.156	14:49:38.945	12	1:05.451	+1.238	14:56:24.120
2	1:02.327	+1.359	14:45:22.665	7	1:02.768	+0.797	14:50:41.713	13	1:04.842	+0.629	14:57:28.962
3	1:01.812	+0.844	14:46:24.477	8	1:02.302	+0.331	14:51:44.015	(69) Feenstra Douwe			
4	1:01.539	+0.571	14:47:26.016	9	1:02.205	+0.234	14:52:46.220	1			14:44:27.413
5	1:01.367	+0.399	14:48:27.383	10	1:02.806	+0.835	14:53:49.026	2	1:05.929	+1.240	14:45:33.342
6	1:01.327	+0.359	14:49:28.710	11	1:01.971		14:54:50.997	3	1:05.607	+0.918	14:46:38.949
7	1:01.150	+0.182	14:50:29.860	12	1:02.499	+0.528	14:55:53.496	4	1:05.195	+0.506	14:47:44.144
8	1:00.968		14:51:30.828	13	1:02.424	+0.453	14:56:55.920	5	1:05.115	+0.426	14:48:49.259
9	1:01.156	+0.188	14:52:31.984	(23) Claußnitzer Phil				6	1:04.947	+0.258	14:49:54.206
10	1:01.132	+0.164	14:53:33.116	1			14:44:23.228	7	1:05.221	+0.532	14:50:59.427
11	1:01.421	+0.453	14:54:34.537	2	1:03.170	+0.889	14:45:26.398	8	1:05.464	+0.775	14:52:04.891
12	1:01.263	+0.295	14:55:35.800	3	1:03.064	+0.783	14:46:29.462	9	1:05.112	+0.423	14:53:10.003
13	1:01.495	+0.527	14:56:37.295	4	1:03.015	+0.734	14:47:32.477	10	1:04.689		14:54:14.692
(41) Lorenz Fillin				5	1:02.925	+0.644	14:48:35.402	11	1:04.736	+0.047	14:55:19.428
1			14:44:22.434	6	1:03.146	+0.865	14:49:38.548	12	1:05.095	+0.406	14:56:24.523
2	1:03.438	+1.547	14:45:25.872	7	1:02.619	+0.338	14:50:41.167	13	1:05.104	+0.415	14:57:29.627
3	1:03.372	+1.481	14:46:29.244	8	1:02.463	+0.182	14:51:43.630	(84) Weiße Nico			
4	1:02.967	+1.076	14:47:32.211	9	1:02.281		14:52:45.911	1			14:44:24.756
5	1:02.988	+1.097	14:48:35.199	10	1:02.745	+0.464	14:53:48.656	2	1:03.948	+1.173	14:45:28.704
6	1:03.088	+1.197	14:49:38.287	11	1:03.386	+1.105	14:54:52.042	3	1:03.791	+1.016	14:46:32.495
7	1:02.342	+0.451	14:50:40.629	12	1:03.608	+1.327	14:55:55.650	4	1:03.494	+0.719	14:47:35.989
8	1:02.015	+0.124	14:51:42.644	13	1:03.629	+1.348	14:56:59.279	5	1:03.215	+0.440	14:48:39.204
9	1:01.891		14:52:44.535	(84) Weiße Nico				6	1:03.527	+0.752	14:49:42.731
10	1:02.111	+0.220	14:53:46.646	1			14:44:24.756	7	1:03.381	+0.606	14:50:46.112
11	1:02.100	+0.209	14:54:48.746	2	1:03.948	+1.173	14:45:28.704	8	1:03.109	+0.334	14:51:49.221
12	1:02.066	+0.175	14:55:50.812	3	1:03.791	+1.016	14:46:32.495	9	1:03.062	+0.287	14:52:52.283
13	1:02.477	+0.586	14:56:53.289	4	1:03.494	+0.719	14:47:35.989	10	1:02.866	+0.091	14:53:55.149
(96) Langer Collin				5	1:03.215	+0.440	14:48:39.204	11	1:02.775		14:54:57.924
1			14:44:22.678	6	1:03.527	+0.752	14:49:42.731	12	1:02.994	+0.219	14:56:00.918
2	1:03.456	+1.703	14:45:26.134	7	1:03.381	+0.606	14:50:46.112	13	1:04.165	+1.390	14:57:05.083
3	1:03.480	+1.727	14:46:29.614	8	1:03.109	+0.334	14:51:49.221	(76) Glowatz David			
4	1:03.016	+1.263	14:47:32.630	9	1:03.062	+0.287	14:52:52.283	1			14:44:26.510
5	1:02.922	+1.169	14:48:35.552	10	1:02.866	+0.091	14:53:55.149	2	1:04.152	+1.775	14:45:30.662
6	1:03.161	+1.408	14:49:38.713	11	1:02.775		14:54:57.924	3	1:03.897	+1.520	14:46:34.559
7	1:02.621	+0.868	14:50:41.334	12	1:02.994	+0.219	14:56:00.918	4	1:03.762	+1.385	14:47:38.321
8	1:02.522	+0.769	14:51:43.856	13	1:04.165	+1.390	14:57:05.083	5	1:03.352	+0.975	14:48:41.673
9	1:02.209	+0.456	14:52:46.065	(76) Glowatz David				6	1:03.046	+0.669	14:49:44.719
10	1:02.765	+1.012	14:53:48.830	1			14:44:26.510	7	1:02.947	+0.570	14:50:47.666
11	1:01.753		14:54:50.583	2	1:04.152	+1.775	14:45:30.662	8	1:02.712	+0.335	14:51:50.378
12	1:02.778	+1.025	14:55:53.361	3	1:03.897	+1.520	14:46:34.559	9	1:02.377		14:52:52.755
13	1:02.014	+0.261	14:56:55.375	4	1:03.762	+1.385	14:47:38.321	10	1:02.628	+0.251	14:53:55.383
(64) Diolosa Luca Alfredo				5	1:03.352	+0.975	14:48:41.673				
1			14:44:22.241	6	1:03.046	+0.669	14:49:44.719				
2	1:03.571	+1.293	14:45:25.812	7	1:02.947	+0.570	14:50:47.666				
3	1:03.335	+1.057	14:46:29.147	8	1:02.712	+0.335	14:51:50.378				
4	1:02.962	+0.684	14:47:32.109	9	1:02.377		14:52:52.755				

Orbits

Race Director: Enrico DIETZ

Chief of Timekeepers: Ales JAKOUBI



ADAC Mini Bike 2024

Lapchart


MiniGP 160

Cheb 1,202 km

1. Finale

11.5.2024 14:35

Race (13 Laps) started at 14:43:15



Competitors	Laps													
	1	2	3	4	5	6	7	8	9	10	11	12	13	
Säuberlich Ole (5)	1	5	14	14	14	14	14	14	14	14	14	5	5	5
Hinkelmann Danny (14)	2	14	5	5	5	5	5	5	5	5	5	14	14	14
Diolosa Luca Alfredo (64)	3	64	64	64	64	64	41	41	41	41	41	41	41	41
Lorenz Fillin (41)	4	41	41	41	41	41	64	64	64	64	64	64	96	96
Langer Collin (96)	5	96	96	23	23	23	23	23	23	23	23	96	96	64
Claußnitzer Phil (23)	6	23	23	96	96	96	96	96	96	96	54	54	54	54
Weißer Nico (84)	7	84	84	84	54	54	54	54	54	54	23	23	23	23
Glowatz David (76)	8	76	54	54	84	84	84	84	84	84	84	84	84	84
Jentsch Lenny Valentino (54)	9	54	76	76	76	76	76	76	76	76	76	76	76	76
Feenstra Douwe (69)	10	69	69	69	69	69	69	69	69	91	91	91	91	91
Immanuel Jaden (91)	11	91	91	91	91	91	91	91	69	69	69	69	69	69

Orbits

Race Director: Enrico DIETZ

Chief of Timekeepers: Ales JAKOUBI

Printed: 11.5.2024 15:01:08





ADAC Mini Bike 2024

Sorted on Laps

MiniGP 160

Cheb 1,202 km

2. Finale

11.5.2024 16:35

Race (13 Laps) started at 16:43:05

Pos	No.	Name	Club	Class	Laps	Diff	Total Tm	Best Tm	Points
1	5	Säuberlich Ole	ADAC HTH / AMC Sari e.V.	0-160	13		13:17.285	1:00.803	25
2	14	Hinkelmann Danny	AMC Sachsenring e.V.	0-160	13	4.738	13:22.023	1:00.663	20
3	41	Lorenz Fillin	AMC Sachsenring e.V.	0-160	13	11.247	13:28.532	1:01.462	16
4	96	Langer Collin	AMC Sachsenring e.V.	0-160	13	11.910	13:29.195	1:01.450	13
5	54	Jentsch Lenny Valentino	JentschBrosRacing	0-160	13	12.327	13:29.612	1:01.835	11
6	23	Claußnitzer Phil	AMC Sachsenring e.V.	0-160	13	23.108	13:40.393	1:02.135	10
7	84	Weißer Nico	ADAC Berlin Brandenburg e.V.	0-160	13	25.710	13:42.995	1:02.311	9
8	76	Glowatz David	AMC Ettlingen e.V.	0-160	13	27.427	13:44.712	1:02.279	8
9	64	Diolosa Luca Alfredo	ADAC Hessen-Thüringen e.V.	0-160	13	48.533	14:05.818	1:02.209	7
10	91	Immanuel Jaden	AMC Ettlingen e.V.	0-160	13	49.449	14:06.734	1:04.109	6
11	69	Feenstra Douwe	-	0-160	13	57.573	14:14.858	1:04.963	5

Margin of Victory

Avg. Speed

Best Lap Tm

Best Speed

Best Lap by

4.738

70,556

1:00.663

71,332

14 - Hinkelmann Danny

Orbits

Race Director: Enrico DIETZ

Chief of Timekeepers: Ales JAKOUBI

Printed: 11.5.2024 17:02:35



ADAC Mini Bike 2024

MiniGP 160

Cheb 1,202 km

2. Finale

11.5.2024 16:35

Race (13 Laps) started at 16:43:05

Lap	Lap Tm	Diff	Time of Day	Lap	Lap Tm	Diff	Time of Day	Lap	Lap Tm	Diff	Time of Day
(5) Säuberlich Ole				5	1:01.937	+0.102	16:48:18.593	11	1:28.901	+26.692	16:55:03.318
1			16:44:09.866	6	1:01.848	+0.013	16:49:20.441	12	1:04.177	+1.968	16:56:07.495
2	1:01.888	+1.085	16:45:11.754	7	1:01.992	+0.157	16:50:22.433	13	1:04.059	+1.850	16:57:11.554
3	1:01.149	+0.346	16:46:12.903	8	1:01.879	+0.044	16:51:24.312	(91) Immanuel Jaden			
4	1:01.046	+0.243	16:47:13.949	9	1:01.996	+0.161	16:52:26.308	1			16:44:13.790
5	1:01.050	+0.247	16:48:14.999	10	1:01.835		16:53:28.143	2	1:04.109		16:45:17.899
6	1:01.005	+0.202	16:49:16.004	11	1:01.861	+0.026	16:54:30.004	3	1:04.350	+0.241	16:46:22.249
7	1:01.077	+0.274	16:50:17.081	12	1:01.967	+0.132	16:55:31.971	4	1:04.603	+0.494	16:47:26.852
8	1:00.908	+0.105	16:51:17.989	13	1:03.377	+1.542	16:56:35.348	5	1:04.511	+0.402	16:48:31.363
9	1:00.803		16:52:18.792	(23) Claußnitzer Phil				6	1:04.349	+0.240	16:49:35.712
10	1:01.072	+0.269	16:53:19.864	1			16:44:13.945	7	1:04.716	+0.607	16:50:40.428
11	1:01.178	+0.375	16:54:21.042	2	1:02.827	+0.692	16:45:16.772	8	1:05.019	+0.910	16:51:45.447
12	1:01.018	+0.215	16:55:22.060	3	1:02.383	+0.248	16:46:19.155	9	1:05.213	+1.104	16:52:50.660
13	1:00.961	+0.158	16:56:23.021	4	1:02.422	+0.287	16:47:21.577	10	1:05.550	+1.441	16:53:56.210
(14) Hinkelmann Danny				5	1:02.418	+0.283	16:48:23.995	11	1:05.807	+1.698	16:55:02.017
1			16:44:10.581	6	1:02.467	+0.332	16:49:26.462	12	1:05.319	+1.210	16:56:07.336
2	1:02.177	+1.514	16:45:12.758	7	1:02.135		16:50:28.597	13	1:05.134	+1.025	16:57:12.470
3	1:01.860	+1.197	16:46:14.618	8	1:02.619	+0.484	16:51:31.216	(69) Feenstra Douwe			
4	1:01.420	+0.757	16:47:16.038	9	1:02.755	+0.620	16:52:33.971	1			16:44:15.815
5	1:01.134	+0.471	16:48:17.172	10	1:02.763	+0.628	16:53:36.734	2	1:05.073	+0.110	16:45:20.888
6	1:00.869	+0.206	16:49:18.041	11	1:03.067	+0.932	16:54:39.801	3	1:04.963		16:46:25.851
7	1:00.905	+0.242	16:50:18.946	12	1:03.174	+1.039	16:55:42.975	4	1:05.416	+0.453	16:47:31.267
8	1:00.663		16:51:19.609	13	1:03.154	+1.019	16:56:46.129	5	1:05.192	+0.229	16:48:36.459
9	1:01.459	+0.796	16:52:21.068	(84) Weiße Nico				6	1:05.257	+0.294	16:49:41.716
10	1:01.252	+0.589	16:53:22.320	1			16:44:12.779	7	1:05.356	+0.393	16:50:47.072
11	1:01.402	+0.739	16:54:23.722	2	1:02.738	+0.427	16:45:15.517	8	1:05.385	+0.422	16:51:52.457
12	1:01.563	+0.900	16:55:25.285	3	1:02.329	+0.018	16:46:17.846	9	1:05.613	+0.650	16:52:58.070
13	1:02.474	+1.811	16:56:27.759	4	1:02.311		16:47:20.157	10	1:05.761	+0.798	16:54:03.831
(41) Lorenz Fillin				5	1:02.733	+0.422	16:48:22.890	11	1:05.498	+0.535	16:55:09.329
1			16:44:11.273	6	1:02.758	+0.447	16:49:25.648	12	1:05.489	+0.526	16:56:14.818
2	1:02.103	+0.641	16:45:13.376	7	1:02.772	+0.461	16:50:28.420	13	1:05.776	+0.813	16:57:20.594
3	1:02.357	+0.895	16:46:15.733	8	1:03.445	+1.134	16:51:31.865	(76) Glowatz David			
4	1:01.640	+0.178	16:47:17.373	9	1:02.820	+0.509	16:52:34.685	1			16:44:14.211
5	1:01.462		16:48:18.835	10	1:04.242	+1.931	16:53:38.927	2	1:03.856	+1.577	16:45:18.067
6	1:01.786	+0.324	16:49:20.621	11	1:03.148	+0.837	16:54:42.075	3	1:04.308	+2.029	16:46:22.375
7	1:01.676	+0.214	16:50:22.297	12	1:03.372	+1.061	16:55:45.447	4	1:04.617	+2.338	16:47:26.992
8	1:01.869	+0.407	16:51:24.166	13	1:03.284	+0.973	16:56:48.731	5	1:03.198	+0.919	16:48:30.190
9	1:01.881	+0.419	16:52:26.047	(76) Glowatz David				6	1:02.511	+0.232	16:49:32.701
10	1:01.888	+0.426	16:53:27.935	1			16:44:14.211	7	1:02.417	+0.138	16:50:35.118
11	1:01.724	+0.262	16:54:29.659	2	1:03.856	+1.577	16:45:18.067	8	1:02.363	+0.084	16:51:37.481
12	1:02.185	+0.723	16:55:31.844	3	1:04.308	+2.029	16:46:22.375	9	1:02.541	+0.262	16:52:40.022
13	1:02.424	+0.962	16:56:34.268	4	1:04.617	+2.338	16:47:26.992	10	1:02.800	+0.521	16:53:42.822
(96) Langer Collin				5	1:03.198	+0.919	16:48:30.190	11	1:02.279		16:54:45.101
1			16:44:10.969	6	1:02.511	+0.232	16:49:32.701	12	1:02.687	+0.408	16:55:47.788
2	1:02.048	+0.598	16:45:13.017	7	1:02.417	+0.138	16:50:35.118	13	1:02.660	+0.381	16:56:50.448
3	1:02.864	+1.414	16:46:15.881	8	1:02.363	+0.084	16:51:37.481	(64) Diolosa Luca Alfredo			
4	1:01.772	+0.322	16:47:17.653	9	1:02.541	+0.262	16:52:40.022	1			16:44:12.120
5	1:01.450		16:48:19.103	10	1:02.800	+0.521	16:53:42.822	2	1:02.419	+0.210	16:45:14.539
6	1:01.778	+0.328	16:49:20.881	11	1:02.800	+0.521	16:53:42.822	3	1:02.467	+0.258	16:46:17.006
7	1:01.915	+0.465	16:50:22.796	12	1:02.687	+0.408	16:55:47.788	4	1:02.209		16:47:19.215
8	1:01.803	+0.353	16:51:24.599	13	1:02.660	+0.381	16:56:50.448	5	1:02.583	+0.374	16:48:21.798
9	1:01.973	+0.523	16:52:26.572	(64) Diolosa Luca Alfredo				6	1:02.593	+0.384	16:49:24.391
10	1:01.779	+0.329	16:53:28.351	1			16:44:12.120	7	1:02.519	+0.310	16:50:26.910
11	1:01.959	+0.509	16:54:30.310	2	1:02.419	+0.210	16:45:14.539	8	1:02.588	+0.379	16:51:29.498
12	1:01.796	+0.346	16:55:32.106	3	1:02.467	+0.258	16:46:17.006	9	1:02.445	+0.236	16:52:31.943
13	1:02.825	+1.375	16:56:34.931	4	1:02.209		16:47:19.215	10	1:02.474	+0.265	16:53:34.417
(54) Jentsch Lenny Valentino				5	1:02.583	+0.374	16:48:21.798	(54) Jentsch Lenny Valentino			
1			16:44:10.356	6	1:02.593	+0.384	16:49:24.391	1			16:44:10.356
2	1:02.177	+0.342	16:45:12.533	7	1:02.519	+0.310	16:50:26.910	2	1:02.177	+0.342	16:45:12.533
3	1:01.951	+0.116	16:46:14.484	8	1:02.588	+0.379	16:51:29.498	3	1:01.951	+0.116	16:46:14.484
4	1:02.172	+0.337	16:47:16.656	9	1:02.445	+0.236	16:52:31.943	4	1:02.172	+0.337	16:47:16.656

Orbits

Race Director: Enrico DIETZ

Chief of Timekeepers: Ales JAKOUBI



ADAC Mini Bike 2024

Lapchart


MiniGP 160

Cheb 1,202 km

2. Finale

11.5.2024 16:35

Race (13 Laps) started at 16:43:05



Competitors	Laps												
	1	2	3	4	5	6	7	8	9	10	11	12	13
Säuberlich Ole (5)	1	5	5	5	5	5	5	5	5	5	5	5	5
Jentsch Lenny Valentino (54)	2	54	54	54	14	14	14	14	14	14	14	14	14
Hinkelmann Danny (14)	3	14	14	14	54	54	54	41	41	41	41	41	41
Langer Collin (96)	4	96	96	41	41	41	41	54	54	54	54	54	96
Lorenz Fillin (41)	5	41	41	96	96	96	96	96	96	96	96	96	54
Diolosa Luca Alfredo (64)	6	64	64	64	64	64	64	64	64	64	23	23	23
Weißer Nico (84)	7	84	84	84	84	84	84	23	23	23	84	84	84
Immanuel Jaden (91)	8	91	23	23	23	23	23	84	84	84	76	76	76
Claußnitzer Phil (23)	9	23	91	91	91	76	76	76	76	76	91	91	64
Glowatz David (76)	10	76	76	76	76	91	91	91	91	91	64	64	91
Feenstra Douwe (69)	11	69	69	69	69	69	69	69	69	69	69	69	69

Orbits

Race Director: Enrico DIETZ

Chief of Timekeepers: Ales JAKOUBI

Printed: 11.5.2024 17:03:32

